



US00D406048S

United States Patent [19]

Graham

[11] Patent Number: Des. 406,048**[45] Date of Patent: **Feb. 23, 1999****[54] COMBINED BELAY AND RAPPEL DEVICE****[76] Inventor: Dean S. Graham**, 17551 Lemay Pl.,
Van Nuys, Calif. 91406-5326**[**] Term: 14 Years****[21] Appl. No.: 79,452****[22] Filed: Nov. 17, 1997****[51] LOC (6) Cl. 08-05****[52] U.S. Cl. D8/356****[58] Field of Search D8/356; 24/129 R,**
24/130, 115 R**[56] References Cited****U.S. PATENT DOCUMENTS**

D. 297,811 9/1988 Payan D8/356

Primary Examiner—Holly Baynham*Attorney, Agent, or Firm*—Kelly Bauersfield Lowry &
Kelley, LLP.**[57] CLAIM**

The ornamental design for a combined belay and rappel device, as shown.

DESCRIPTION

FIG. 1 is a perspective view showing the top, front and left sides of a combined belay and rappel device embodying my new design;

FIG. 2 is a left side elevational view thereof;

FIG. 3 is a right side elevational view thereof;

FIG. 4 is a rear elevational view thereof;

FIG. 5 is a front elevational view thereof;

FIG. 6 is a top plan view thereof; and,

FIG. 7 is a bottom plan view thereof.

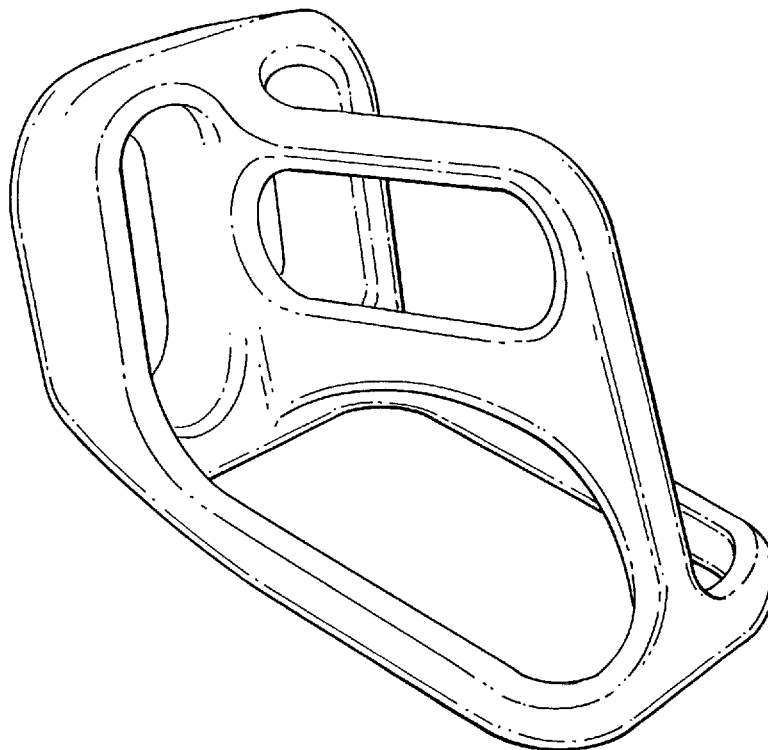
1 Claim, 3 Drawing Sheets

FIG. 1

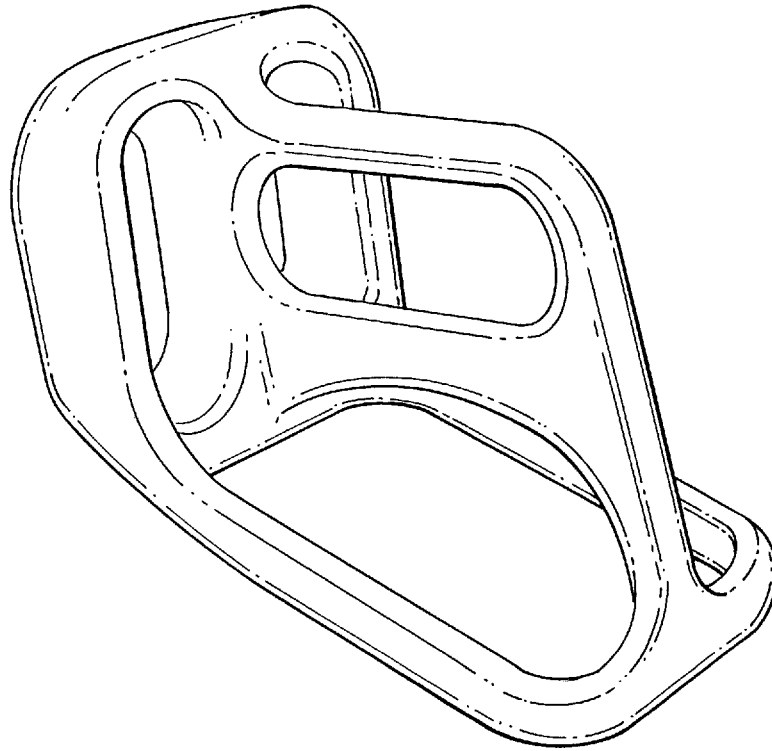


FIG. 2

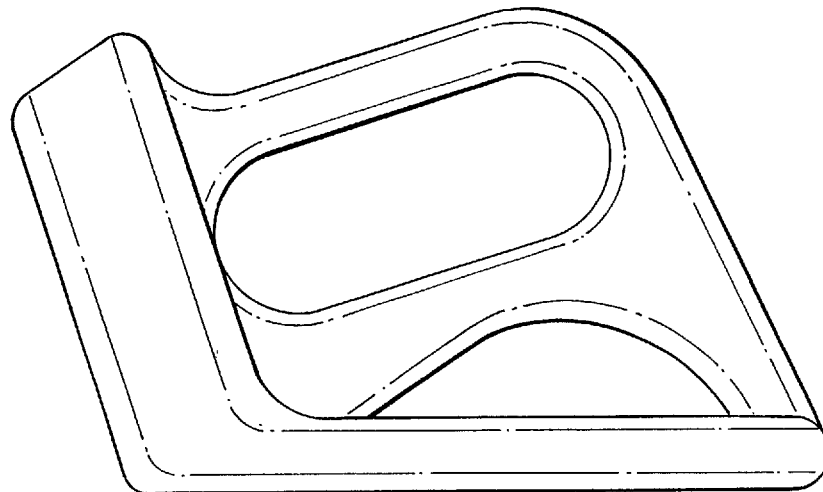


FIG. 3

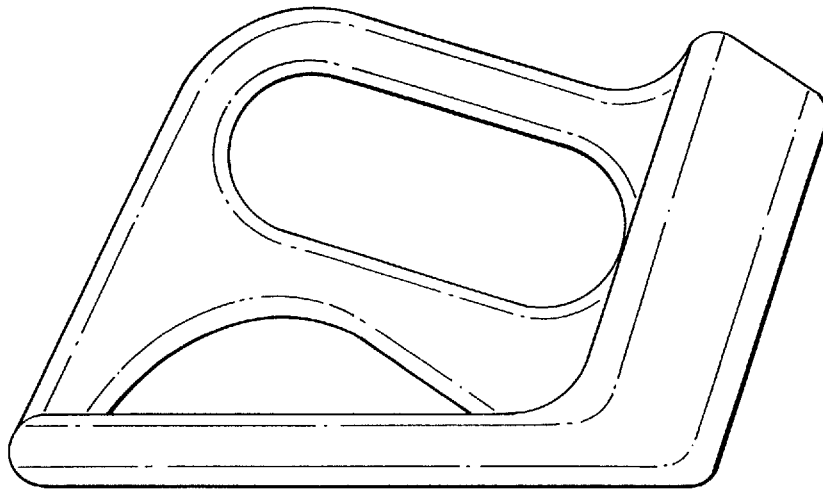
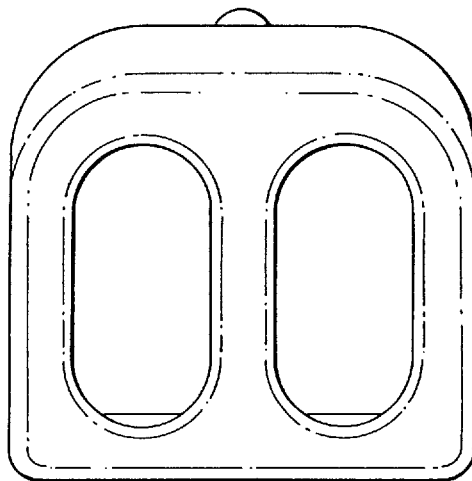


FIG. 4



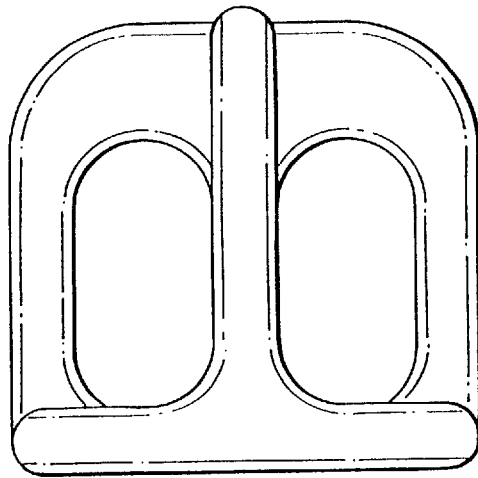


FIG. 5

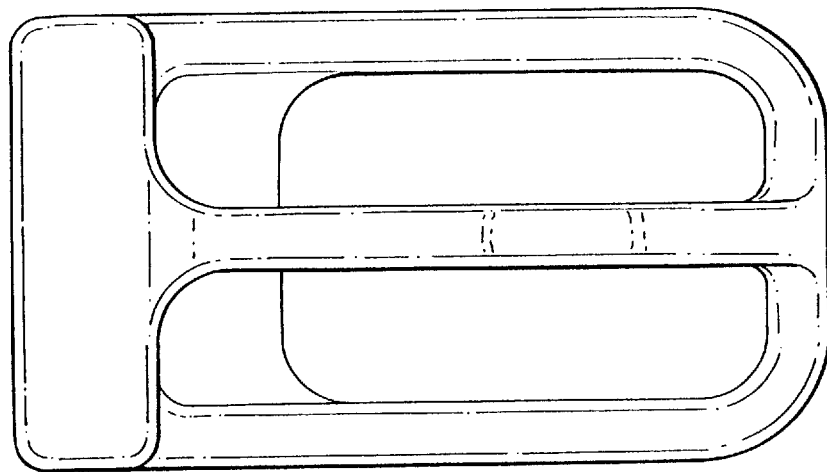


FIG. 6

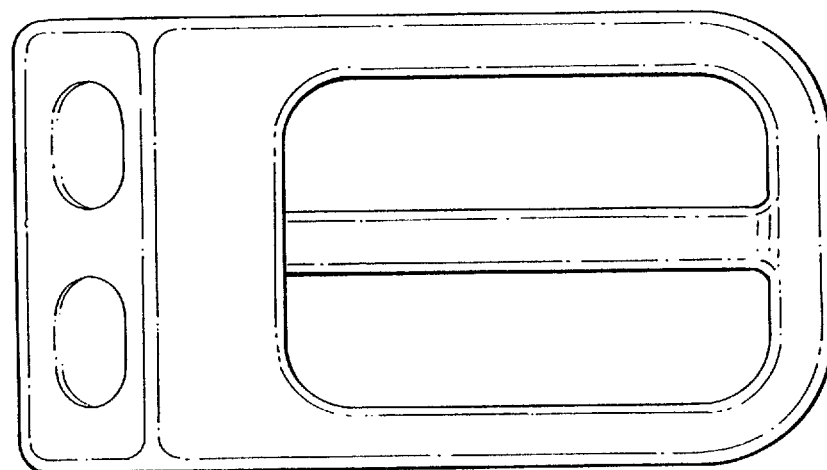


FIG. 7